


New Century Fund

Author	Ajita Jindal
Date	3/1/2010
Purpose	To report on the performance and financial details of the New Century mutual fund

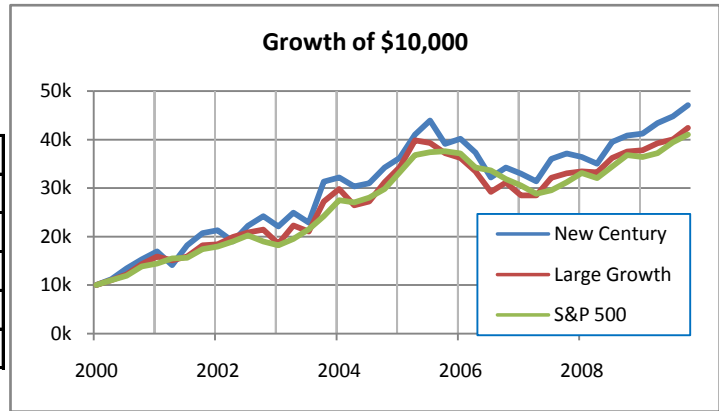
The New Century Fund



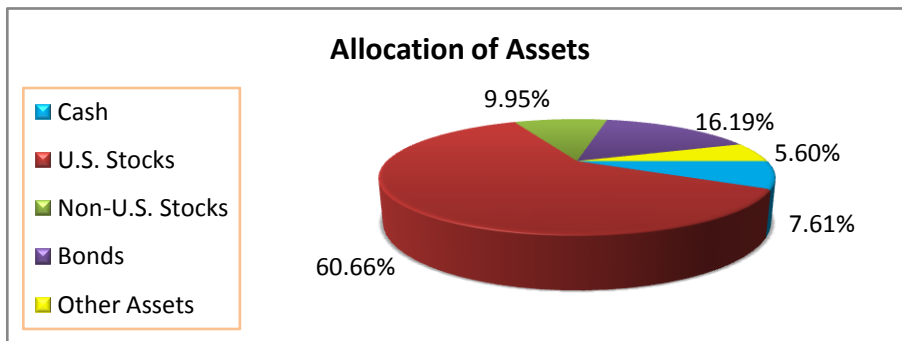
The New Century Fund

Summary Report (as of 12-31-09)

Rating	★★★★★
Inception	1/1/2000
Total Assets	\$80,777 mil
Fund Category	Large Growth
Ticker	TNCGX
Growth from Inception (10K)	\$47,100



Portfolio Analysis



Fees & Expenses

Sales Charges

Front-End Load	5.75%
Deferred Load	NA

Fund Expenses

Management Fees	0.29%
12b1 Expense	0.25%
Net Expense Ratio	0.62%
Gross Expense Ratio	0.68%

Risk and Return Profile

3-Year Profile

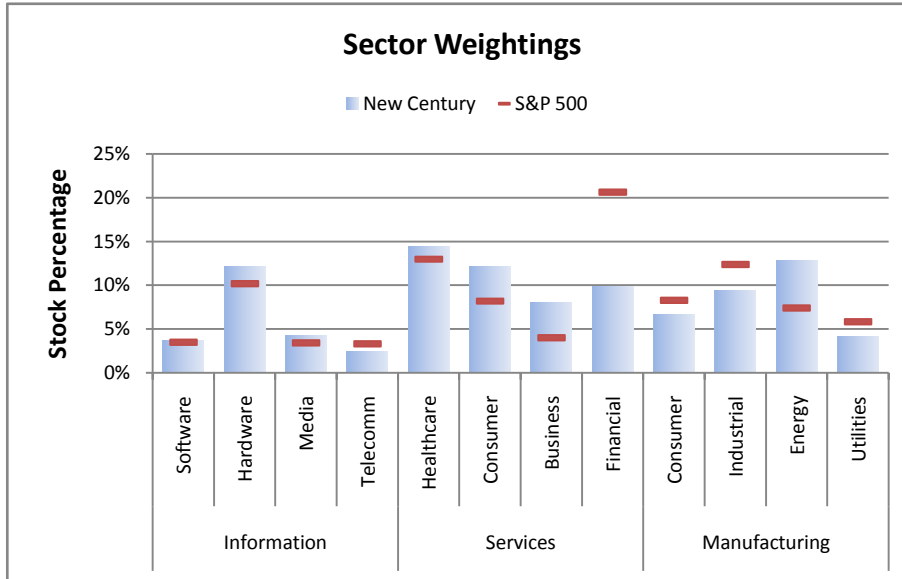
Morningstar Rating	4 stars
Morningstar Risk	Avg
Morningstar Return	Avg+

4-Year Profile

Morningstar Rating	4 stars
Morningstar Risk	Avg
Morningstar Return	High

5-Year

Morningstar Rating	5 stars
Morningstar Risk	Avg
Morningstar Return	High



Operations

Family	New Century Funds
Manager(s)	Davis/Simpko/Lee/Sanchez
Tenure	10 years
Objective	Growth

Minimum Initial Purchase	\$250
Minimum IRA Purchase	\$250
Minimum Auto Investment Plan	\$50
Purchase Constraints	NA

New Century Fund Report



The New Century Fund

Assets (as of 12-31-09)

Investment Category	Assets	
Cash	\$	6,144
U.S. Stocks	\$	49,001
Non-U.S. Stocks	\$	8,035
Bonds	\$	13,077
Other Assets	\$	4,520
Total Assets	\$	80,777 mil

The New Century Fund

Sector Weightings (as of 12-31-09)

Sector Category	Sector	New Century	S&P 500
Information	Software	3.70%	3.49%
	Hardware	12.10%	10.17%
	Media	4.30%	3.41%
	Telecomm	2.40%	3.29%
Services	Healthcare	14.40%	12.97%
	Consumer	12.10%	8.18%
	Business	8.00%	4.00%
	Financial	9.90%	20.63%
Manufacturing	Consumer	6.70%	8.27%
	Industrial	9.40%	12.37%
	Energy	12.80%	7.40%
	Utilities	4.20%	5.83%

New Century Fund

Performance History (2000 - 2009)

Growth from Inception (10K)

Date	New Century	Large Growth	S&P 500
1/1/2000	10,000	10,000	10,000
4/1/2000	11,200	11,000	11,000
7/1/2000	13,400	12,200	11,900
10/1/2000	15,300	14,300	13,800
1/1/2001	16,900	15,900	14,400
4/1/2001	14,100	15,100	15,500
7/1/2001	18,200	15,900	15,600
10/1/2001	20,700	18,200	17,400
1/1/2002	21,300	18,400	17,900
4/1/2002	19,000	19,900	19,000
7/1/2002	22,200	20,800	20,200
10/1/2002	24,200	21,400	19,000
1/1/2003	22,100	18,500	18,200
4/1/2003	24,900	22,300	19,500
7/1/2003	22,900	21,000	21,500
10/1/2003	31,300	27,200	24,200
1/1/2004	32,200	29,800	27,500
4/1/2004	30,300	26,400	27,000
7/1/2004	31,000	27,200	28,000
10/1/2004	34,200	31,200	29,800
1/1/2005	36,200	34,300	33,200
4/1/2005	41,000	39,800	36,800
7/1/2005	43,900	39,300	37,400
10/1/2005	39,100	37,200	37,600
1/1/2006	40,200	36,200	37,100
4/1/2006	37,300	33,400	34,200
7/1/2006	32,200	29,200	33,600
10/1/2006	34,200	31,100	31,800
1/1/2007	33,000	28,500	30,500
4/1/2007	31,400	28,500	28,800
7/1/2007	36,000	32,100	29,500
10/1/2007	37,100	33,000	31,200
1/1/2008	36,400	33,400	33,100
4/1/2008	35,000	33,200	32,000
7/1/2008	39,500	36,200	34,400
10/1/2008	40,800	37,500	36,800
1/1/2009	41,200	37,800	36,400
4/1/2009	43,400	39,200	37,200
7/1/2009	44,800	40,000	39,400
10/1/2009	47,100	42,400	41,000